

Three black graduation caps with tassels are arranged in a diagonal line from the bottom left to the top right. The tassels are made of many thin, dark threads.

# Alumni survey at KIT

## Graduating class of 2023

## Survey: Winter semester 2024/2025

Anne Pfeifer, Nadja Legrum-Khaled – Quality Management in Teaching and Learning

# Introduction

## Aim of the survey

The transition from graduation to professional life is an important indicator of the quality of university teaching and the qualifications of graduates. The graduate survey aims to determine:

- How satisfied are graduates with their studies at KIT and the offerings in general?
- How long do KIT graduates spend looking for their first job?
- How well do KIT graduates feel they have been supported in their core competencies?
- How well do KIT graduates rate the fit between the skills acquired during their studies and the demands of the professional world?

# Method

## Method

Written standardized survey (contact by post, online survey)

**Survey period:** approximately 1-2 years after graduation

Contact dates:

- First invitation: November 2024
- Two reminders: December 2024 and January 2025

**Population:** All graduates of the 2023 examination year (WS22/23 and SoSe23) at KIT

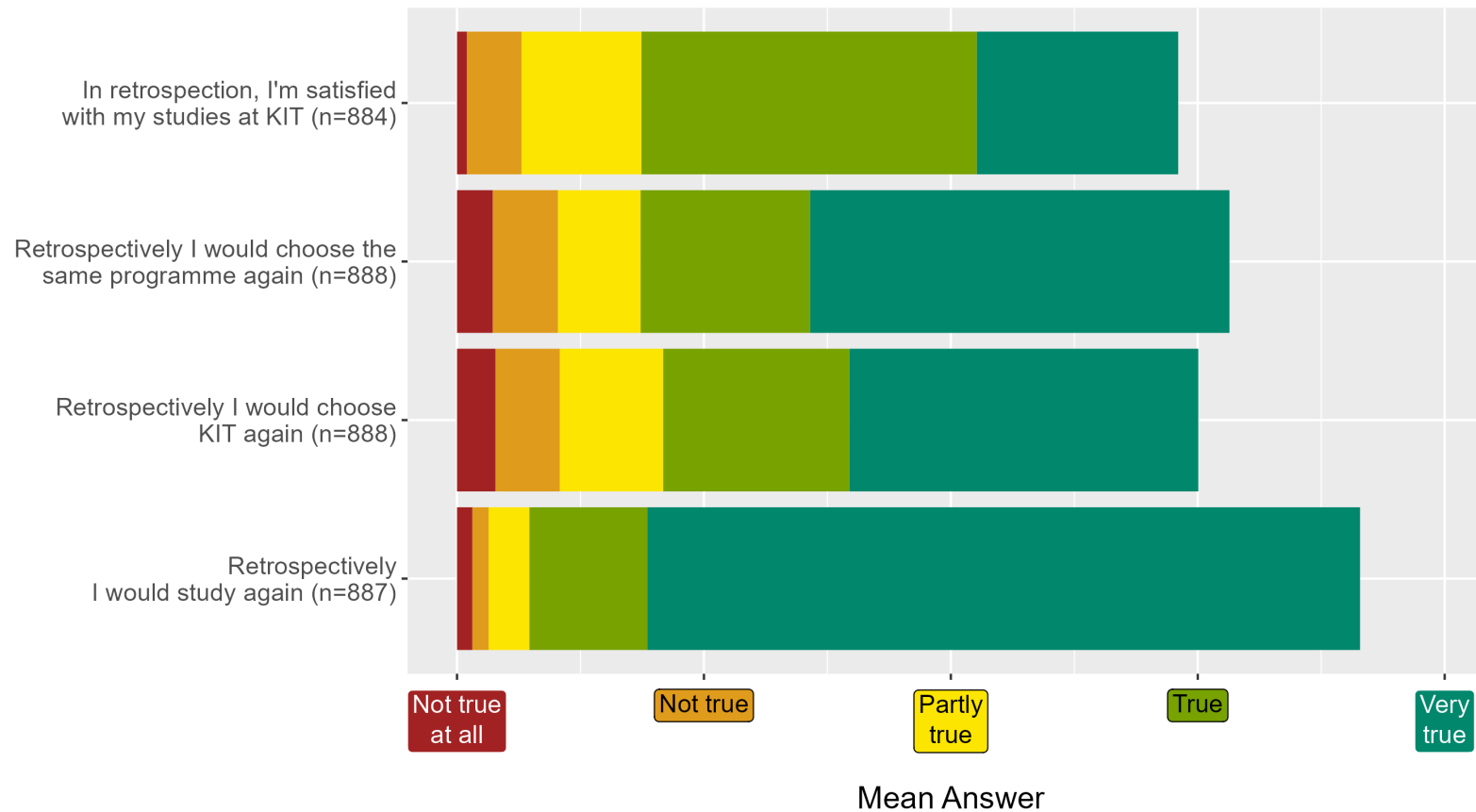
**Response rate:** 27.59% (889 participants out of 3222 graduates reached)



# Evaluation of studies and student exchange

Alumni survey at KIT

# Retrospective evaluation of the course of studies



**In retrospection, how satisfied are you with your studies at KIT?**

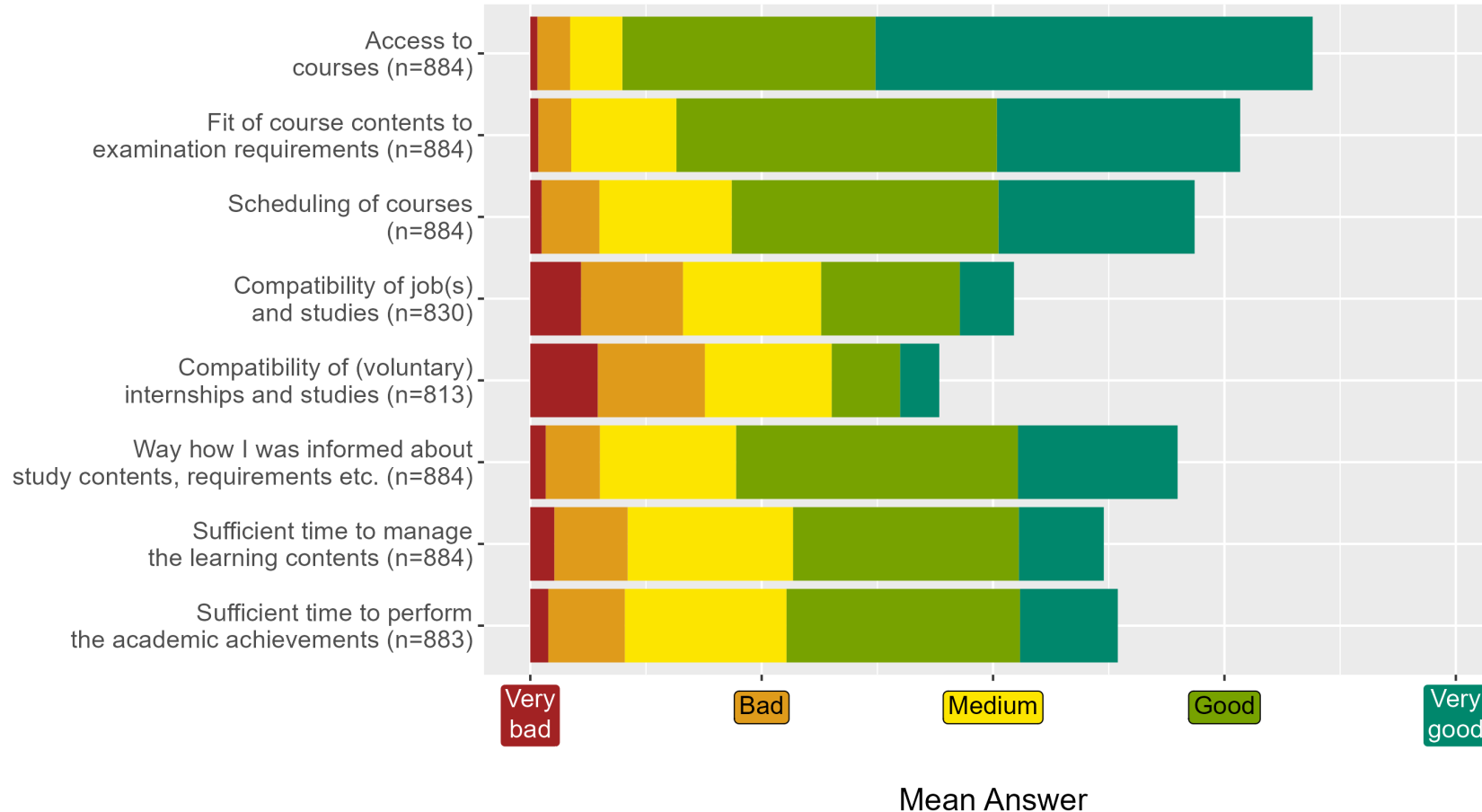
**If you had free choice retrospectively, would you choose the same degree program?**

**If you had free choice retrospectively, would you choose the same university?**

**If you had free choice retrospectively, would you study again?**

- The length of the bar indicates the mean value.
- The different colors of the bars – in relation to the area of the bars – indicate, which proportion of the answers fall into the answer categories (see color coding of the x-axis).

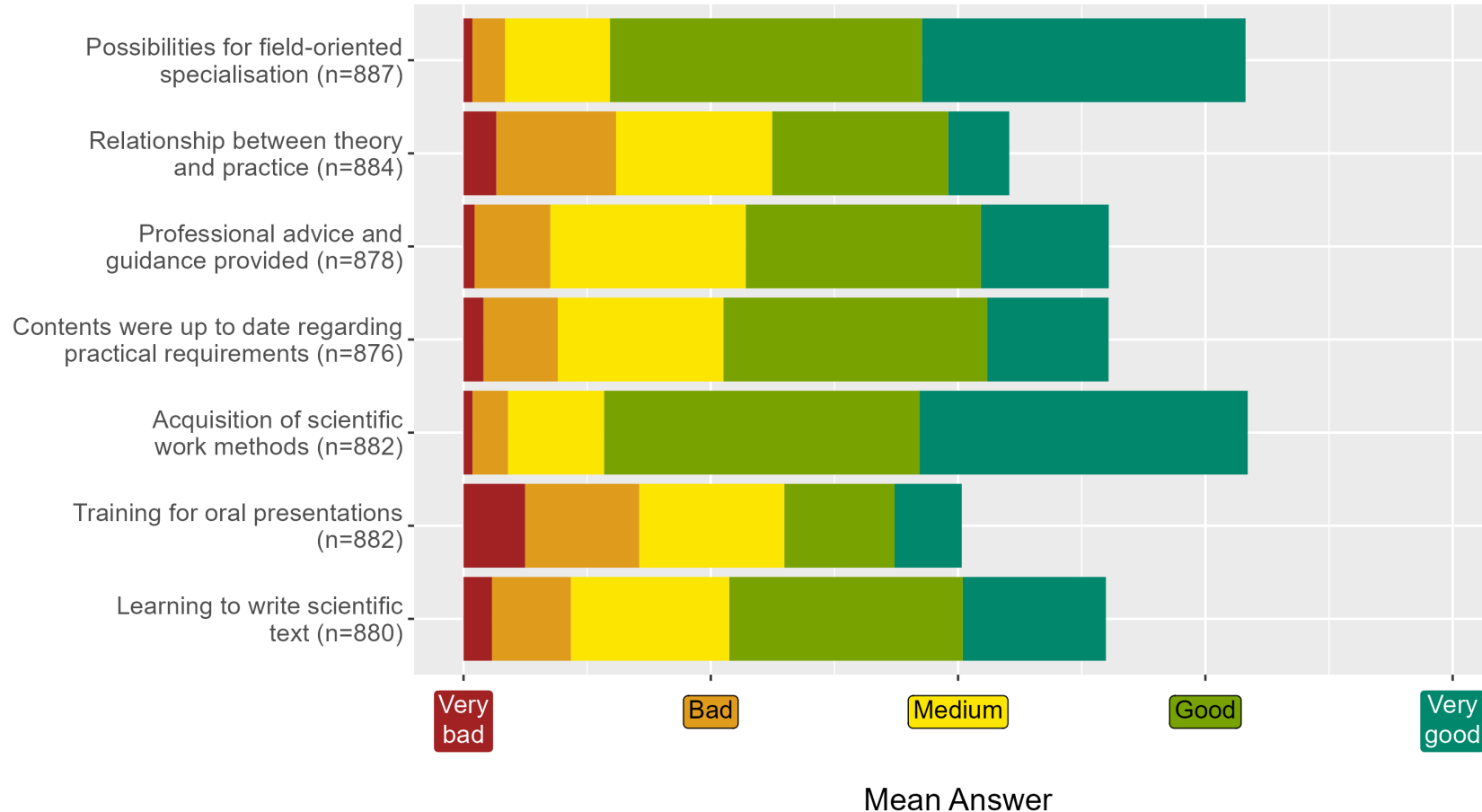
# Organizational quality of the course of studies



How do you rate the following aspects of your studies [regarding organisation]?

- The length of the bar indicates the mean value.
- The different colors of the bars – in relation to the area of the bars – indicate, which proportion of the answers fall into the answer categories (see color coding of the x-axis).

# Academic and methodological quality of the course of studies



How do you rate the following aspects of your studies [regarding content and methods]?

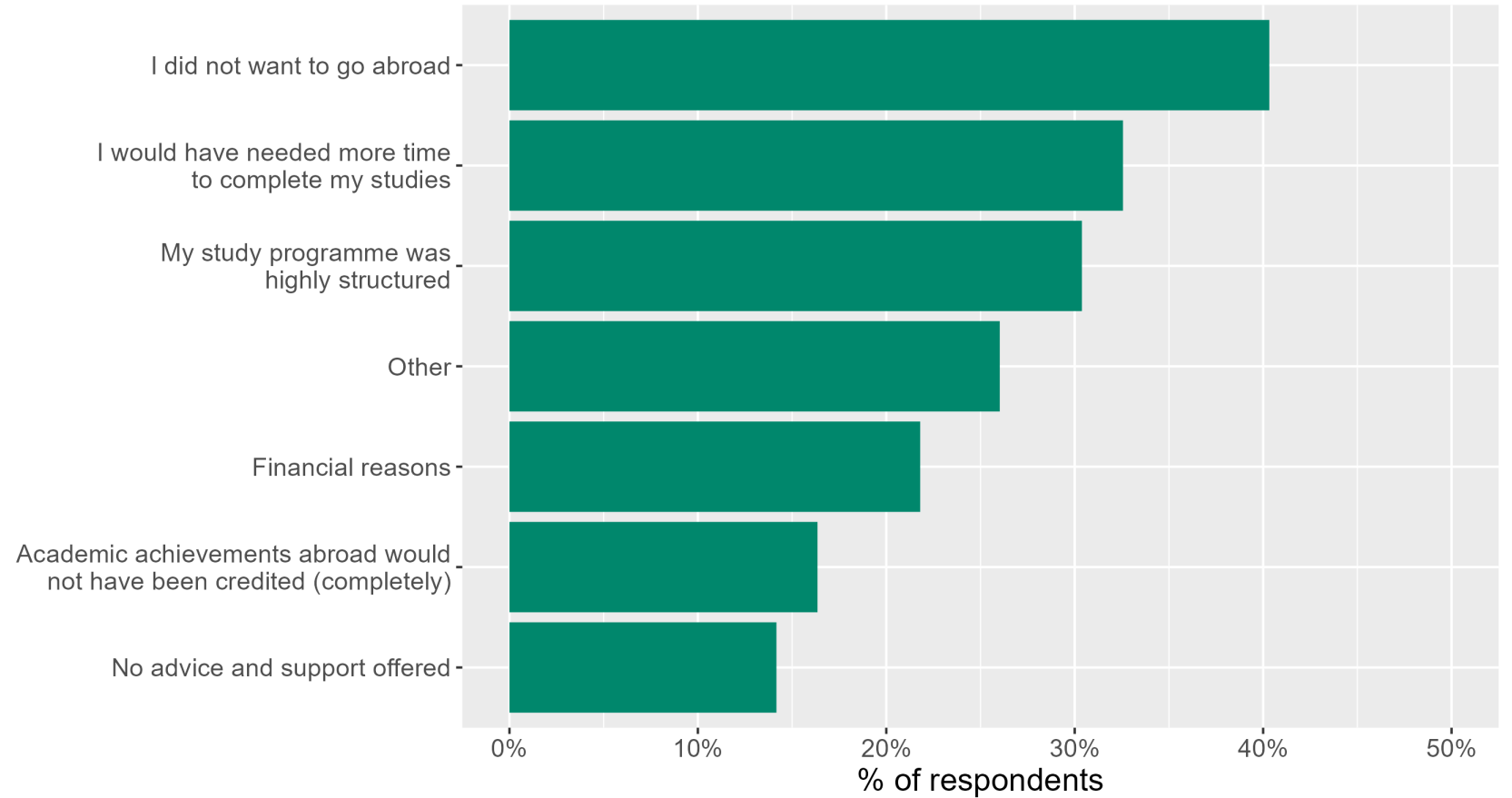
- The length of the bar indicates the mean value.
- The different colors of the bars – in relation to the area of the bars – indicate, which proportion of the answers fall into the answer categories (see color coding of the x-axis).



# Time abroad

**When asked whether they had spent time abroad during their studies, 16.9% answered "yes".**

The 83.1% of respondents who had not spent time abroad gave the following reasons (multiple answers possible):



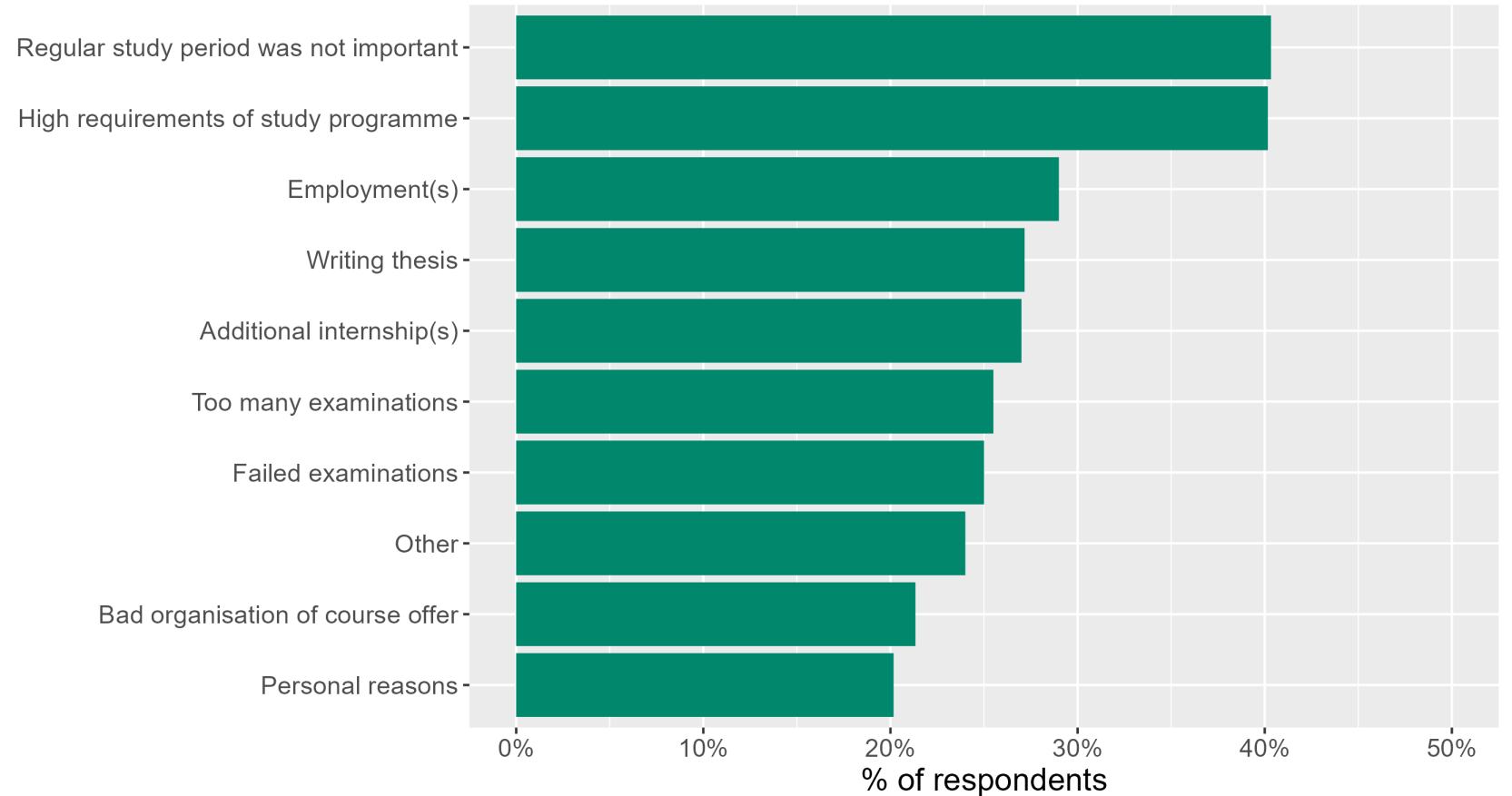
Multiple answers possible, n = 734



# Studies within the standard period of time

**When asked whether they completed their studies within the standard period of time, 31.9% answered "yes".**

The 68.1% of respondents who did not complete their studies within the standard period of time gave the following reasons (multiple answers possible; the ten most frequently selected options are shown):

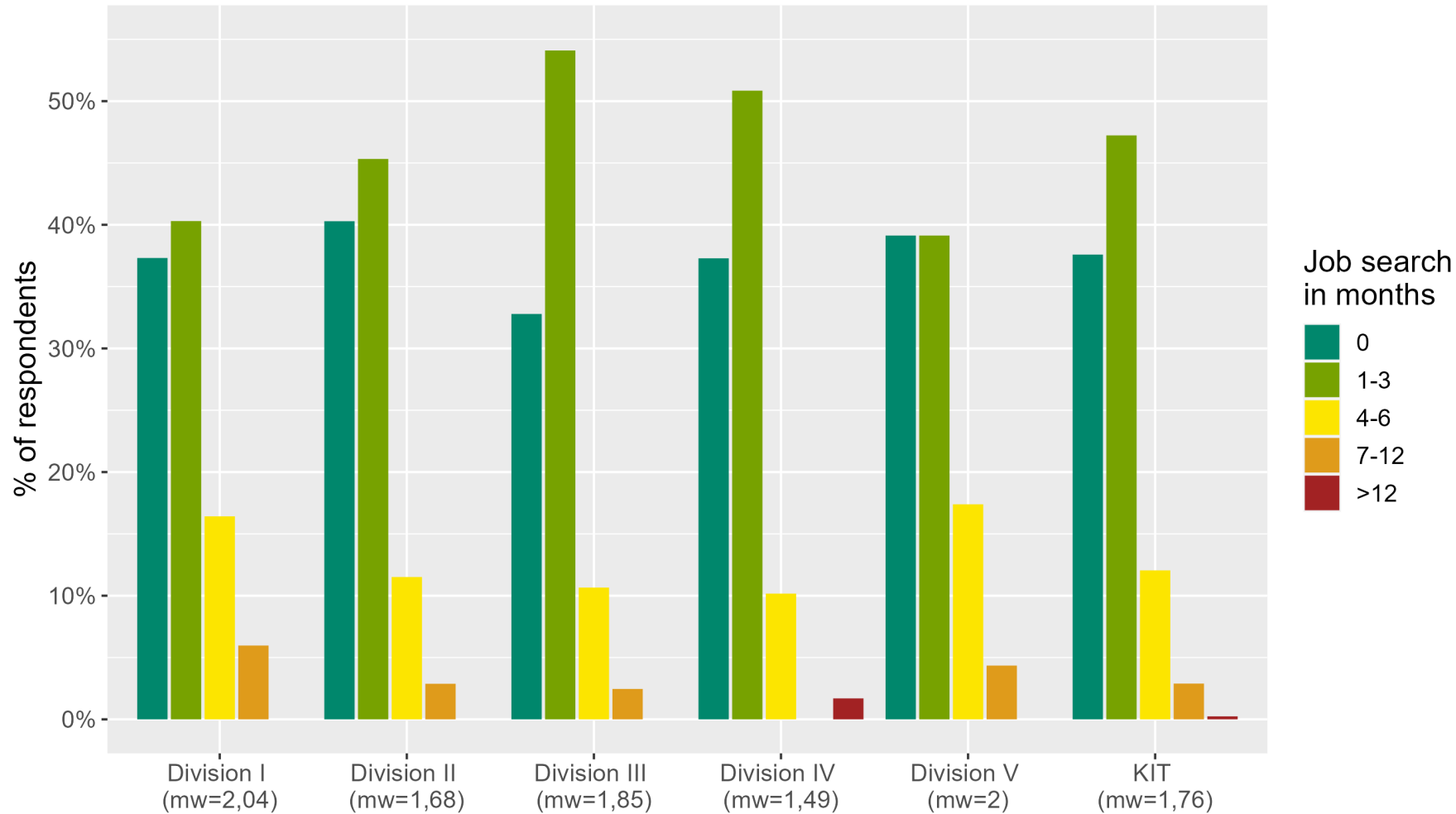


Multiple answers possible, n = 600

A woman with long blonde hair, wearing a dark blue lab coat and blue nitrile gloves, is working in a laboratory. She is holding a small, clear, rectangular component with her right hand, which is wearing a blue glove. She is looking down at the component with a focused expression. The background shows various pieces of laboratory equipment, including a large grey machine with yellow warning labels and a black frame. The lighting is bright and even.

# Job search and current professional situation

# Search for a first employment



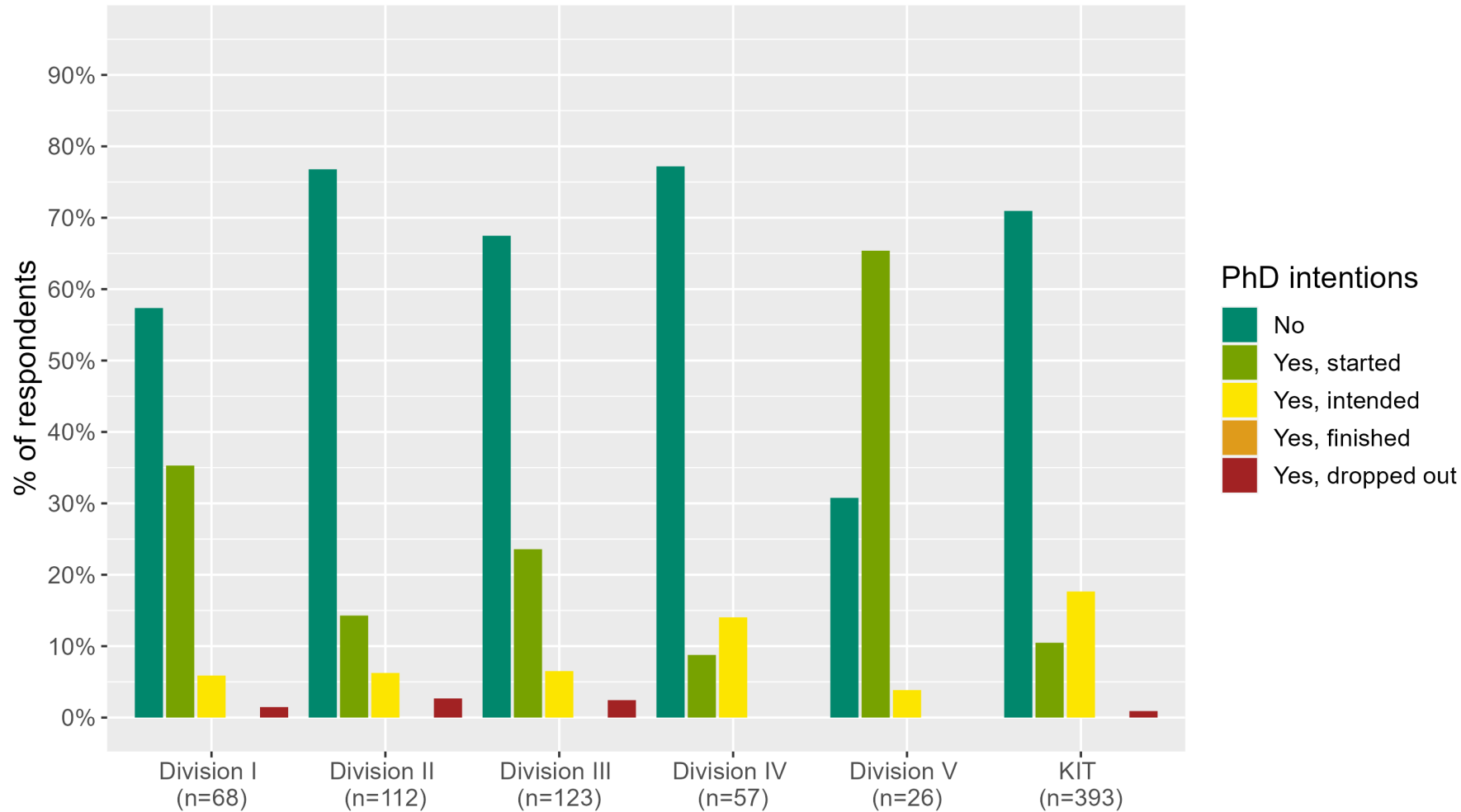
## How many months did you search for a first employment in total?

- The answers reported are those who had already found a job at the time of the survey.

## Presentation of the results grouped by KIT Divisions:

- Division I – Biology, Chemistry, and Process Engineering
- Division II – Informatics, Economics, and Society
- Division III – Mechanical and Electrical Engineering
- Division IV – Natural and Built Environment
- Division V – Physics and Mathematics

# PhD programme / doctorate



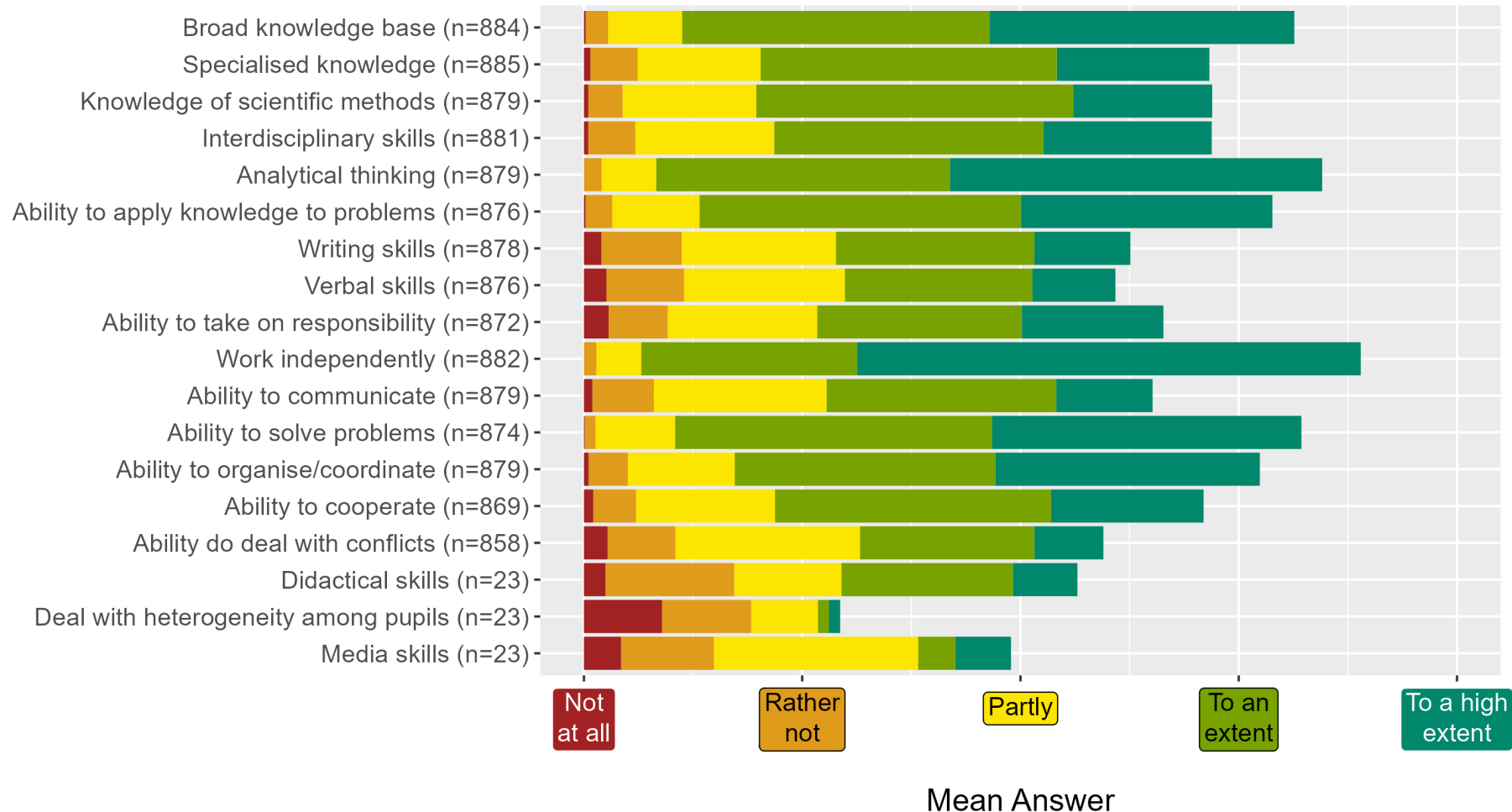
**Have you started a PhD program / doctorate or do you intend to do so?**

- The answers of those who have completed their Master's degree are reported.

**Presentation of the results grouped by KIT Divisions:**

- Division I – Biology, Chemistry, and Process Engineering
- Division II – Informatics, Economics, and Society
- Division III – Mechanical and Electrical Engineering
- Division IV – Natural and Built Environment
- Division V – Physics and Mathematics

# Acquired competencies during course of studies



**To what extent did you have the following knowledge or competencies at the time of your graduation?**

- The length of the bar indicates the mean value.
- The different colors of the bars – in relation to the area of the bars – indicate, which proportion of the answers fall into the answer categories (see color coding of the x-axis).

# Contact

If you have any questions or suggestions, please contact:

Anne Pfeifer

[befragungen@sts.kit.edu](mailto:befragungen@sts.kit.edu)

KIT – Karlsruhe Institute of Technology

Executive Office and Strategy (STS)

Quality Management (STS-QM)

<https://www.sts.kit.edu/english/5556.php>

Further information on student surveys at KIT:

<https://www.sts.kit.edu/english/5495.php>

